



options, while displaying PFC200 status information.

In addition to the processing industry and building automation, typical applications for the PFC200 include standard machinery and equipment control (e.g., packaging, bottling and manufacturing systems, as well as textile, metal and wood processing machines).

Advantages:

- Programming per IEC 61131-3
- Programmable via WAGO-I/O-PRO V2.3 or *e!COCKPIT*
- Direct connection of WAGO I/O modules
- 4 x ETHERNET (configurable)
- Linux® operating system with RT-Preempt patch
- Configuration via CODESYS, *e!COCKPIT* or Web-Based Management user interface
- Maintenance-free

Data

Technical data

Communication	Modbus (TCP, UDP) EtherNet/IP™ Modbus® RTU ETHERNET MQTT BACnet/IP Telecontrol protocols EtherCAT
ETHERNET protocols	DHCP DNS NTP FTP FTPS SNMP HTTP HTTPS SSH
Telecontrol protocols	DNP3 IEC 61850-7 IEC 60870-5-101/-103/-104
Visualization	Web Visu
Operating system	Real-time Linux (with RT-Preempt patch)
CPU	Cortex A8; 1 GHz
Programming languages per IEC 61131-3	Instruction List (IL) Ladder Diagram (LD) Function Block Diagram (FBD), Continuous Function Chart (CFC)

Subject to changes. Please also observe the further product documentation!

WAGO Corporation
Germantown, WI 53022
Phone: 1-800-DIN-RAIL (346-7245) | Fax: (262) 255-6222
Email: info.us@wago.com | Web: www.wago.us

Do you have any questions about our products?
We are always happy to take your call at (262) 255-6222 or 1 800-DIN-RAIL.



	Structured Text (ST) Sequential Function Chart (SFC)
Programming environment	e!COCKPIT (based on CODESYS V3) WAGO-I/O-PRO V2.3 (based on CODESYS V2.3)
Configuration options	e!COCKPIT WAGO-I/O-CHECK Web-Based Management e!RUNTIME Library CODESYS Library
Baud rate (communication/fieldbus 1)	10/100 Mbit/s
Baud rate	ETHERNET: 10/100 Mbit/s
Transmission medium (communication/fieldbus)	ETHERNET: Twisted Pair S-UTP; 100 Ω; Cat. 5; 100 m maximum cable length
Main memory (RAM)	512 MB
Internal memory (flash)	4096 MB
Non-volatile hardware memory	128 Kbytes
Program memory	CODESYS V2: 16 MB; e!RUNTIME: 32 MB
Data memory	CODESYS V2: 64 MB; e!RUNTIME: 128 MB
Non-volatile software memory	128 Kbytes
Non-volatile software memory	128. Kbytes
Memory card type	SD card
Memory card slot	Push-push mechanism; Cover lid (sealable)
Number of modules per node (max.)	250
Number of modules without a bus extension (max.)	64
Input and output (internal) process image (max.)	1000 Worte/1000 Worte
Input and output (MODBUS) process image (max.)	CODESYS V2: 1000 Worte/1000 Worte; e!RUNTIME: 32000 Worte /32000 Worte
Indicators	LED (SYS, RUN, I/O, U1 ... U7) red/green/orange: Status of system, program, local data bus, status programmable by user (can be used via CODESYS library); LED (A, C) green: Status of system power supply, field supply
Supply voltage (system)	24 VDC (-25 ... +30 %); via pluggable connector (CAGE CLAMP® connection)
Input current (typ.) at nominal load (24 V)	550 mA
Total current (system supply)	1,700 mA
Supply voltage (field)	24 VDC (-25 ... +30 %); via power jumper contacts
Current carrying capacity (power jumper contacts)	10 A
Number of outgoing power jumper contacts	3
Isolation	500 V system/field

Subject to changes. Please also observe the further product documentation!



Connection data

Connection technology: communication/fieldbus	Modbus TCP/UDP: 4 x RJ-45
Connection technology: system supply	2 x CAGE CLAMP®
Connection technology: field supply	6 x CAGE CLAMP®
Connection type (1)	System/field supply
Solid conductor	0.08 ... 2.5 mm ² / 28 ... 14 AWG
Fine-stranded conductor	0.08 ... 2.5 mm ² / 28 ... 14 AWG
Strip length	8 ... 9 mm / 0.31 ... 0.35 inch
Connection technology: device configuration	1 x Male connector; 4-pole

Physical data

Width	78.6 mm / 3.094 inch
Height	100 mm / 3.937 inch
Depth	71.9 mm / 2.831 inch
Depth from upper edge of DIN-rail	64.7 mm / 2.547 inch

Mechanical data

Weight	215.4 g
Color	light gray
Housing material	Polycarbonate; polyamide 6.6
Conformity marking	CE

Environmental requirements

Surrounding air temperature (operation)	0 ... 55 °C
Surrounding air temperature (storage)	-25 ... 85 °C
Protection type	IP20
Pollution degree (5)	2 per IEC 61131-2
Operating altitude	without temperature derating: 0 ... 2000 m; with temperature derating: 2000 ... 5000 m (0.5 K/100 m); 5000 m (max.)
Relative humidity (without condensation)	95 %
Mounting position	any
Mounting type	DIN-35 rail
Vibration resistance	4g per IEC 60068-2-6
Shock resistance	15g per IEC 60068-2-27
EMC immunity to interference	per EN 61000-6-2, marine applications
EMC emission of interference	per EN 61000-6-3, marine applications

Subject to changes. Please also observe the further product documentation!

WAGO Corporation
 Germantown, WI 53022
 Phone: 1-800-DIN-RAIL (346-7245) | Fax: (262) 255-6222
 Email: info.us@wago.com | Web: www.wago.us

Do you have any questions about our products?
 We are always happy to take your call at (262) 255-6222 or 1 800-DIN-RAIL.


Exposure to pollutants	per IEC 60068-2-42 and IEC 60068-2-43
Fire load	2.361 MJ 2.082 MJ
Permissible pollutant concentration H ₂ S at a relative humidity < 75%	10 ppm
Permissible pollutant concentration SO ₂ at a relative humidity < 75%	25 ppm

Commercial data


Packaging type	BOX
Country of origin	DE
GTIN	4055143981378
Customs tariff number	8537109160

Approvals / Certificates

Ship Approvals




Logo	Approval	Additional Approval Text	Certificate name
	DNV GL Det Norske Veritas, Germanischer Lloyd	DNVGL-CG-339,Dec.2019	TAA0000194

UL-Approvals

Logo	Approval	Additional Approval Text	Certificate name
	UL Underwriters Laboratories Inc. (ORDINARY LOCATIONS)	UL 61010-2-201	E175199 Sec11

Optional accessories










Carrier rail

	Item no.: 210-112 Steel carrier rail; 35 x 7.5 mm; 1 mm thick; 2 m long; slotted; according to EN 60715; "Hole width 25 mm; www.wago.com/210-112 silver-colored
	Item no.: 210-113 Steel carrier rail; 35 x 7.5 mm; 1 mm thick; 2 m long; unslotted; according to EN 60715; silver-colored www.wago.com/210-113
	Item no.: 210-114 Steel carrier rail; 35 x 15 mm; 1.5 mm thick; 2 m long; unslotted; similar to EN 60715; silver-colored www.wago.com/210-114







Subject to changes. Please also observe the further product documentation!

WAGO Corporation
Germantown, WI 53022
Phone: 1-800-DIN-RAIL (346-7245) | Fax: (262) 255-6222
Email: info.us@wago.com | Web: www.wago.us

Do you have any questions about our products?
We are always happy to take your call at (262) 255-6222 or 1 800-DIN-RAIL.

	Item no.: 210-115 Steel carrier rail; 35 x 7.5 mm; 1 mm thick; 2 m long; slotted; according to EN 60715; "Hole width 18 mm; silver-colored	www.wago.com/210-115
	Item no.: 210-118 Steel carrier rail; 35 x 15 mm; 2.3 mm thick; 2 m long; unslotted; according to EN 60715; silver-colored	www.wago.com/210-118
	Item no.: 210-196 Aluminum carrier rail; 35 x 8.2 mm; 1.6 mm thick; 2 m long; unslotted; similar to EN 60715; silver-colored	www.wago.com/210-196
	Item no.: 210-197 Steel carrier rail; 35 x 15 mm; 1.5 mm thick; 2 m long; slotted; similar to EN 60715; silver-colored	www.wago.com/210-197
	Item no.: 210-198 Copper carrier rail; 35 x 15 mm; 2.3 mm thick; 2 m long; unslotted; according to EN 60715; copper-colored	www.wago.com/210-198
	Item no.: 210-504 Steel carrier rail; 35 x 7.5 mm; 1 mm thick; 2 m long; slotted; galvanized; according to EN 60715; silver-colored	www.wago.com/210-504
	Item no.: 210-505 Steel carrier rail; 35 x 7.5 mm; 1 mm thick; 2 m long; unslotted; galvanized; according to EN 60715; silver-colored	www.wago.com/210-505
	Item no.: 210-506 Steel carrier rail; 35 x 15 mm; 1.5 mm thick; 2 m long; unslotted; galvanized; similar to EN 60715; silver-colored	www.wago.com/210-506
	Item no.: 210-508 Steel carrier rail; 35 x 15 mm; 1.5 mm thick; 2 m long; slotted; galvanized; similar to EN 60715; silver-colored	www.wago.com/210-508

Cables and pluggable connectors







	Item no.: 750-975 RJ-45 connector; IP20; ETHERNET 10/100 Mbit/s	www.wago.com/750-975
	Item no.: 750-977/000-011 Connector ETHERNET; RJ-45; Cat. 6A; straight; Code T568A; AWG 22	www.wago.com/750-977/000-011
	Item no.: 750-977/000-012 Connector ETHERNET; RJ-45; Cat. 6A; straight; Code T568B; AWG 22	www.wago.com/750-977/000-012
	Item no.: 750-977/000-021 Connector ETHERNET; RJ-45; Cat. 6A; straight; Code T568A; AWG 24	www.wago.com/750-977/000-021
	Item no.: 750-977/000-022 Connector ETHERNET; RJ-45; Cat. 6A; straight; Code T568B; AWG 24	www.wago.com/750-977/000-022
	Item no.: 750-978/000-011 Connector ETHERNET; RJ-45; Cat. 6A; straight; Code T568A; AWG 22; Strain relief	www.wago.com/750-978/000-011

Subject to changes. Please also observe the further product documentation!



	Item no.: 750-978/000-012 Connector ETHERNET; RJ-45; Cat. 6A; straight; Code T568B; AWG 22; Strain relief	www.wago.com/750-978/000-012
	Item no.: 750-978/000-021 Connector ETHERNET; RJ-45; Cat. 6A; straight; Code T568A; AWG 24; Strain relief	www.wago.com/750-978/000-021
	Item no.: 750-978/000-022 Connector ETHERNET; RJ-45; Cat. 6A; straight; Code T568B; AWG 24; Strain relief	www.wago.com/750-978/000-022
	Item no.: 750-979/000-011 Connector ETHERNET; RJ-45; Cat. 6A; angled; Code T568A; AWG 22; Strain relief	www.wago.com/750-979/000-011
	Item no.: 750-979/000-012 Connector ETHERNET; RJ-45; Cat. 6A; angled; Code T568B; AWG 22; Strain relief	www.wago.com/750-979/000-012
	Item no.: 750-979/000-021 Connector ETHERNET; RJ-45; Cat. 6A; angled; Code T568A; AWG 24; Strain relief	www.wago.com/750-979/000-021
	Item no.: 750-979/000-022 Connector ETHERNET; RJ-45; Cat. 6A; angled; Code T568B; AWG 24; Strain relief	www.wago.com/750-979/000-022

Marking accessories














	Item no.: 2009-145 Mini-WSB Inline; for Smart Printer; 1700 pieces on roll; stretchable 5 - 5.2 mm; plain; snap-on type; white	www.wago.com/2009-145
	Item no.: 2009-145/000-002 Mini-WSB Inline; for Smart Printer; 1700 pieces on roll; stretchable 5 - 5.2 mm; plain; snap-on type; yellow	www.wago.com/2009-145/000-002
	Item no.: 2009-145/000-005 Mini-WSB Inline; for Smart Printer; 1700 pieces on roll; stretchable 5 - 5.2 mm; plain; snap-on type; red	www.wago.com/2009-145/000-005
	Item no.: 2009-145/000-006 Mini-WSB Inline; for Smart Printer; 1700 pieces on roll; stretchable 5 - 5.2 mm; plain; snap-on type; blue	www.wago.com/2009-145/000-006
	Item no.: 2009-145/000-007 Mini-WSB Inline; for Smart Printer; 1700 pieces on roll; stretchable 5 - 5.2 mm; plain; snap-on type; gray	www.wago.com/2009-145/000-007
	Item no.: 2009-145/000-012 Mini-WSB Inline; for Smart Printer; 1700 pieces on roll; stretchable 5 - 5.2 mm; plain; snap-on type; orange	www.wago.com/2009-145/000-012

Subject to changes. Please also observe the further product documentation!


WAGO Corporation
 Germantown, WI 53022
 Phone: 1-800-DIN-RAIL (346-7245) | Fax: (262) 255-6222
 Email: info.us@wago.com | Web: www.wago.us

Do you have any questions about our products?
 We are always happy to take your call at (262) 255-6222 or 1 800-DIN-RAIL.



	Item no.: 2009-145/000-023 Mini-WSB Inline; for Smart Printer; 1700 pieces on roll; stretchable 5 - 5.2 mm; plain; snap-on type; green	www.wago.com/2009-145/000-023
	Item no.: 2009-145/000-024 Mini-WSB Inline; for Smart Printer; 1700 pieces on roll; stretchable 5 - 5.2 mm; plain; snap-on type; violet	www.wago.com/2009-145/000-024
	Item no.: 248-501 Mini-WSB marking card; as card; not stretchable; plain; snap-on type; white	www.wago.com/248-501
	Item no.: 248-501/000-002 Mini-WSB marking card; as card; not stretchable; plain; snap-on type; yellow	www.wago.com/248-501/000-002
	Item no.: 248-501/000-005 Mini-WSB marking card; as card; not stretchable; plain; snap-on type; red	www.wago.com/248-501/000-005
	Item no.: 248-501/000-006 Mini-WSB marking card; as card; not stretchable; plain; snap-on type; blue	www.wago.com/248-501/000-006
	Item no.: 248-501/000-007 Mini-WSB marking card; as card; not stretchable; plain; snap-on type; gray	www.wago.com/248-501/000-007
	Item no.: 248-501/000-012 Mini-WSB marking card; as card; not stretchable; plain; snap-on type; orange	www.wago.com/248-501/000-012
	Item no.: 248-501/000-017 Mini-WSB marking card; as card; not stretchable; plain; snap-on type; light green	www.wago.com/248-501/000-017
	Item no.: 248-501/000-023 Mini-WSB marking card; as card; not stretchable; plain; snap-on type; green	www.wago.com/248-501/000-023
	Item no.: 248-501/000-024 Mini-WSB marking card; as card; not stretchable; plain; snap-on type; violet	www.wago.com/248-501/000-024
	Item no.: 750-103 Group marker carrier	www.wago.com/750-103
	Item no.: 750-107 Group marker carrier	www.wago.com/750-107

Memory card

	Item no.: 758-879/000-001 Memory Card SD; SLC-NAND; 2 GByte; Temperature from -40 to 90 °C	www.wago.com/758-879/000-001
---	--	--

Subject to changes. Please also observe the further product documentation!

**Item no.: 758-879/000-2108**

Memory Card SD; pSLC-NAND; 8 GB; Temperature range: -40 to 90°C

www.wago.com/758-879/000-2108**System housing****Item no.: 850-814/002-000**

IP65 enclosure; Sheet steel (RAL 7035); WxHxD (200x120x200 mm); without flange plate

www.wago.com/850-814/002-000**Item no.: 850-815/002-000**

IP65 enclosure; Sheet steel (RAL 7035); WxHxD (300x120x200 mm); without flange plate

www.wago.com/850-815/002-000**Item no.: 850-816/002-000**

IP65 enclosure; Sheet steel (RAL 7035); WxHxD (400x120x200 mm); without flange plate

www.wago.com/850-816/002-000**Item no.: 850-817/002-000**

IP65 enclosure; Sheet steel (RAL 7035); WxHxD (600x120x200 mm); without flange plate

www.wago.com/850-817/002-000**Item no.: 850-825**

IP65 enclosure; Aluminium (RAL 7032); WxHxD (160x100x160 mm); 9 x M12, 4 x M20

www.wago.com/850-825**Item no.: 850-826**

IP65 enclosure; Aluminium (RAL 7032); WxHxD (240x100x160 mm); 4 x M20, 4 x M16, 14 x M12 cable grip

www.wago.com/850-826**Item no.: 850-826/002-000**

IP65 enclosure; Aluminium (RAL 7035); WxHxD (240x100x160 mm); 4 x M20, 4 x M16, 14 x M12 cable grip

www.wago.com/850-826/002-000**Item no.: 850-827**

IP65 enclosure; Aluminium (RAL 7032); WxHxD (320x100x160 mm); 4 x M20, 8 x M16, 17 x M12 cable grip

www.wago.com/850-827**Item no.: 850-827/002-000**

IP65 enclosure; Aluminium (RAL 7035); WxHxD (320x100x160 mm); 4 x M20, 8 x M16, 17 x M12 cable grip

www.wago.com/850-827/002-000**Item no.: 850-828**

IP65 enclosure; Aluminium (RAL 7032); WxHxD (480x100x160 mm); 4 x M20, 10 x M16, 35 x M12 cable grip

www.wago.com/850-828**Item no.: 850-828/002-000**

IP65 enclosure; Aluminium (RAL 7035); WxHxD (480x100x160 mm); 4 x M20, 10 x M16, 35 x M12 cable grip

www.wago.com/850-828/002-000**Item no.: 850-834**


IP65 enclosure; Polyester (RAL 7032); WxHxD (164x100x164 mm); 9 x M12, 4 x M20

www.wago.com/850-834**Item no.: 850-835**



IP65 enclosure; Polyester (RAL 7032); WxHxD (244x100x164 mm); 4 x M20, 4 x M16, 14 x M12 cable grip

www.wago.com/850-835**Item no.: 850-836**








Subject to changes. Please also observe the further product documentation!

	IP65 enclosure; Polyester (RAL 7032); WxHxD (324x100x164 mm); 4 x M20, 8 x M16, 17 x M12 cable grip	www.wago.com/850-836
---	---	--





General accessories

	Item no.: 750-921 Bluetooth® Adapter	www.wago.com/750-921
	Item no.: 750-923 Configuration cable; USB connector; Length: 2.5 m	www.wago.com/750-923
	Item no.: 750-923/000-001 Configuration cable; USB connector; Length: 5 m	www.wago.com/750-923/000-001

Shield termination

	Item no.: 790-108 Shield clamping saddle; 11 mm wide; 0-8 mm diameter conductors	www.wago.com/790-108
	Item no.: 790-116 Shield clamping saddle; 19 mm wide; 7-16 mm diameter conductors	www.wago.com/790-116
	Item no.: 790-124 Shield clamping saddle; 27 mm wide; 6-24 mm diameter conductors	www.wago.com/790-124
	Item no.: 790-140 Shield clamping saddle; 43 mm wide; 22-40 mm diameter conductors	www.wago.com/790-140
	Item no.: 790-208 Shield clamping saddle; 12.4 mm wide; 3-8 mm diameter conductors	www.wago.com/790-208
	Item no.: 790-216 Shield clamping saddle; 21.8 mm wide; 6-16 mm diameter conductors	www.wago.com/790-216
	Item no.: 790-220 Shield clamping saddle; 30 mm wide; 6-20 mm diameter	www.wago.com/790-220

Software

	Item no.: 2759-101/1110-2002 e!COCKPIT software; license (single workstation)	www.wago.com/2759-101/1110-2002
	Item no.: 2759-101/1110-2005 e!COCKPIT software; license (5 users)	www.wago.com/2759-101/1110-2005
	Item no.: 2759-101/1110-2010 e!COCKPIT software; license (10 users)	www.wago.com/2759-101/1110-2010
	Item no.: 2759-101/1110-2015 e!COCKPIT software; license (15 users)	www.wago.com/2759-101/1110-2015

Subject to changes. Please also observe the further product documentation!















WAGO Corporation
Germantown, WI 53022
Phone: 1-800-DIN-RAIL (346-7245) | Fax: (262) 255-6222
Email: info.us@wago.com | Web: www.wago.us

Do you have any questions about our products?
We are always happy to take your call at (262) 255-6222 or 1 800-DIN-RAIL.

Data sheet | Item number: 750-8210

www.wago.com/750-8210



	Item no.: 2759-101/1110-2020 e!COCKPIT software; license (20 users)	www.wago.com/2759-101/1110-2020
	Item no.: 2759-101/1110-3000 e!COCKPIT software; license (site)	www.wago.com/2759-101/1110-3000
	Item no.: 2759-101/1110-4000 e!COCKPIT software; license (buy-out)	www.wago.com/2759-101/1110-4000
	Item no.: 2759-2243/211-1000 e!RUNTIME; IEC61850 Client; 300; Single License; Online activation	www.wago.com/2759-2243/211-1000
	Item no.: 2759-2283/211-1000 e!RUNTIME; BACnet; 300; M; Single License; Online activation	www.wago.com/2759-2283/211-1000
	Item no.: 2759-2290/211-1000 e!RUNTIME; DNP3 Slave; Single License; Online activation	www.wago.com/2759-2290/211-1000
	Item no.: 2759-2293/211-1000 e!RUNTIME; DNP3 Master; 300; Single License; Online activation	www.wago.com/2759-2293/211-1000
	Item no.: 2759-247/211-1000 e!RUNTIME; Sparkplug; Single License; Online activation	www.wago.com/2759-247/211-1000
	Item no.: 2759-248/211-1000 e!RUNTIME; Multi Cloud Connectivity; Single License; Online activation	www.wago.com/2759-248/211-1000
	Item no.: 2759-263/211-1000 e!RUNTIME; EtherCAT Master; 300; Single License; Online activation	www.wago.com/2759-263/211-1000
	Item no.: 2759-283/211-1000 e!RUNTIME; BACnet; 300; Single License; Online activation	www.wago.com/2759-283/211-1000
	Item no.: 2759-290/211-1000 e!RUNTIME; IEC60870 Slave; Single License; Online activation	www.wago.com/2759-290/211-1000
	Item no.: 2759-293/211-1000 e!RUNTIME; IEC60870 Master; 300; Single License; Online activation	www.wago.com/2759-293/211-1000
	Item no.: 759-333 WAGO I/O-PRO	www.wago.com/759-333

Subject to changes. Please also observe the further product documentation!

WAGO Corporation
Germantown, WI 53022
Phone: 1-800-DIN-RAIL (346-7245) | Fax: (262) 255-6222
Email: info.us@wago.com | Web: www.wago.us

Do you have any questions about our products?
We are always happy to take your call at (262) 255-6222 or 1 800-DIN-RAIL.

	Item no.: 759-333/000-923 WAGO-I/O-PRO; USB-Set	www.wago.com/759-333/000-923
---	---	--

	Item no.: 759-911 WAGO-I/O-PRO; CD	www.wago.com/759-911
---	--	--

Downloads

Documentation

Manual

PFC200; G2; 4ETH Controller PFC200; 2nd Generation; 4 x ETHERNET	V 1.2.0 Jan 21, 2021	pdf 6.5 MB	Download
---	-------------------------	---------------	----------

Documentation Grid Gateway With the aid of the "Grid Gateway" application, the measured values of the medium voltage, the Transformer, the low-voltage outlets, position reports and temperatures from from the local network station to the network control system. Communication takes place via the IEC60870-5-104 protocol. Commands and setpoints can also be received and to process. External measurement technology such as short-circuit earth fault direction indicators can be used Parameterize via Modbus RTU. The entire parameterization can be extended to other Stations are transmitted. A measurement data simulation enables new local network stations to be put into operation at the network control system at the station builder without the field side being connected. (GERMAN LANGUAGE ONLY)	1.0.0.0 Feb 18, 2021	pdf 7.5 MB	Download
---	-------------------------	---------------	----------

System Manual WAGO I/O System 750 / 753 Decentralized Automation Technology	V 3.0.2 Apr 27, 2021	pdf 6.6 MB	Download
--	-------------------------	---------------	----------

OPC-UA Mapping Editor Online Hilfe HTML		URL	Download
--	--	-----	----------

System Manual Series 750/753		URL	Download
------------------------------	--	-----	----------

Bid Text

750-8210		xml 10.3 kB	Download
----------	--	----------------	----------

750-8210		docx 19.1 kB	Download
----------	--	-----------------	----------

System Description

Overview on WAGO-I/O-SYSTEM 750 approvals		pdf	Download
---	--	-----	----------

Subject to changes. Please also observe the further product documentation!

WAGO Corporation
Germantown, WI 53022
Phone: 1-800-DIN-RAIL (346-7245) | Fax: (262) 255-6222
Email: info.us@wago.com | Web: www.wago.us

Do you have any questions about our products?
We are always happy to take your call at (262) 255-6222 or 1 800-DIN-RAIL.



780.2 kB

Controller PFC100/200, General Product Information		pdf 591.2 kB	Download
--	--	-----------------	----------

Additional Information

Disposal; Electrical and electronic equipment, Packaging	V 1.0.0	pdf 265.8 kB	Download
--	---------	-----------------	----------

WAGO OPC UA Server	V 1.1.0 Jan 28, 2021	pdf 1.2 MB	Download
--------------------	-------------------------	---------------	----------

Engineering-Software

Configuration and Commissioning Software

WAGO-IO-PRO Demo-Version (759-912) / Serie 750, 758 und 762	2.3.9.61 Jul 3, 2015	zip 372.0 MB	Download
---	-------------------------	-----------------	----------

CAD files

CAD data

2D/3D Models 750-8210		URL	Download
-----------------------	--	-----	----------

CAE data

ZUKEN Portal 750-8210		URL	Download
-----------------------	--	-----	----------

Environmental Product Compliance

Compliance Search

Environmental Product Compliance 750-8210 Controller PFC200; 2nd Generation; 4 x ETHERNET		URL	Download
--	--	-----	----------

Installation Notes

Subject to changes. Please also observe the further product documentation!

WAGO Corporation
 Germantown, WI 53022
 Phone: 1-800-DIN-RAIL (346-7245) | Fax: (262) 255-6222
 Email: info.us@wago.com | Web: www.wago.us

Do you have any questions about our products?
 We are always happy to take your call at (262) 255-6222 or 1 800-DIN-RAIL.



Product family

Controller PFC

<div>Die Steuerungen der Serie PFC200 stehen für vielfältige Aufgaben in der Industrie- Prozess- und Gebäudeautomation.</div>

[Show all products from the family](#)

Subject to changes. Please also observe the further product documentation!

WAGO Corporation
Germantown, WI 53022
Phone: 1-800-DIN-RAIL (346-7245) | Fax: (262) 255-6222
Email: info.us@wago.com | Web: www.wago.us

Do you have any questions about our products?
We are always happy to take your call at (262) 255-6222 or 1 800-DIN-RAIL.